
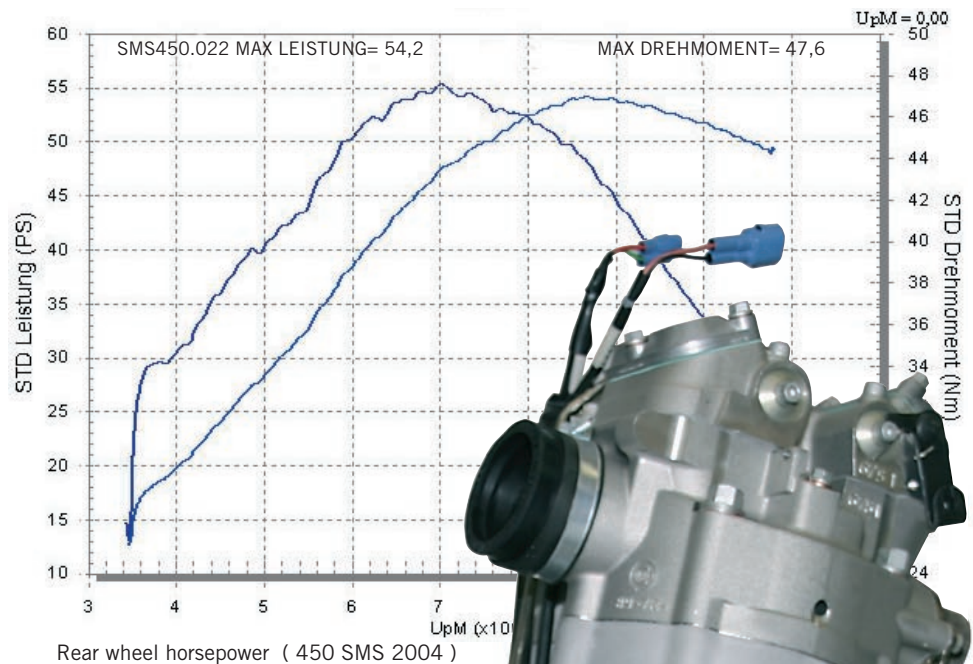


450cc Crate Engine »

450CC, 610CC CRATE ENGINES Now you can order a brand new fully-assembled engine that's virtually ready to run and delivers race performance right out-of-the-box. Best of all, these engines



include high-quality KTM Performance Parts and a custom engine setup. All the new parts used for those engines are regularly available as spare parts. We would like to inform that the edition is limited. Because starting from '05 all offroad racing models and 2004 SXS are equipped with programmable ignition box we can offer reprogramming for crate engines. BOTH ENGINES ARE NOT DESIGNED FOR EXTENDED HIGHWAY USE.

450CC»

Powerful 450 engine for all kinds of use (SM / MX / Enduro) ready to race. Makes best power with 41carburator, 450 SX ignition-curve (ignition-box: 590.39.031.200) and Power Parts SXS exhaust systems. Fits into all racing frames, comes with 17 mm swingarm bolt machining.

Small parts to adapt may be needed.

HIGHLIGHTS

TECHNICAL SPECIFICATIONS»

ENGINE	Single cylinder, 4-stroke
DISPLACEMENT	448 cc
BORE / STROKE	89 / 72 mm
COMPRESSION RATIO	12,7:1
HORSEPOWER MIN.	(see graph)
MAX. TORQUE	47,6 Nm
MAX. RPM.	10500

FEATURES»

- » Custom camshaft
- » Split clutch cover
- » Light weight crank
- » Titanium valves
- » Race proven

For further technical information, please contact Mr. Robert Schwaiger: robert.schwaiger@ktm.at

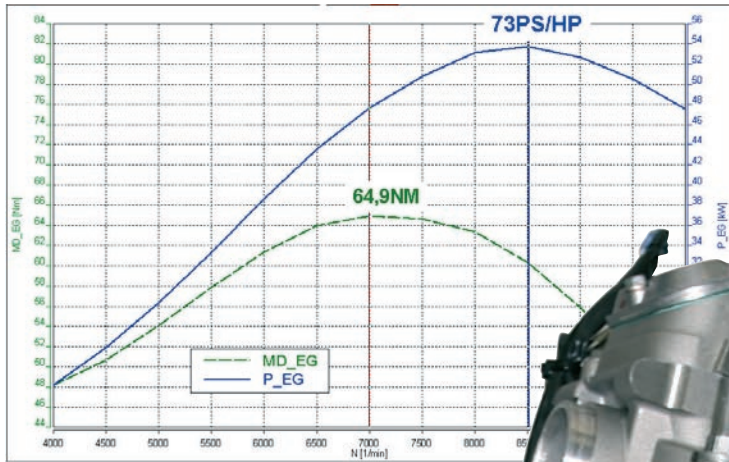
610cc Crate Engine »

450CC, 610CC CRATE ENGINES Now you can order a brand new fully-assembled engine that's virtually ready to run and delivers race performance right out-of-the-box. Best of all, these engines

include high-quality KTM Performance Parts and a custom engine setup. All the new parts used for those engines are regularly available as spare parts. We would like to inform that the edition is limited. Because starting from '05 all offroad racing models and 2004 SXS are equipped with programmable ignition box we can offer reprogramming for crate engines. BOTH ENGINES ARE NOT DESIGNED FOR EXTENDED HIGHWAY USE.

610CC»

High performance 610cc racing engine first time available. Best for big class Supermoto racing or very „enthusiastic“ Enduro or MX riders. The 610 features all details needed to provide outstanding performance and proper durability. Makes best power with 41 carburator, 450 SX ignition-curve (ignition-box: 590.39.031.200) and Power Parts SXS exhaust systems. Fits into all racing frames, comes with 17 mm swingarm bolt machining. Small parts to adapt maybe needed. Check maintenance proposal



HIGHLIGHTS

TECHNICAL SPECIFICATIONS»

ENGINE	Single cylinder, 4-stroke
DISPLACEMENT	613cc
BORE / STROKE	100 / 78 mm
COMPRESSION RATIO	12,6:1
HORSEPOWER MIN.	min. 70 hp (see graph)
MAX. TORQUE	64,9 Nm
MAX. RPM.	10500

FEATURES»

- » Custom camshaft
- » Split clutch cover
- » Stronger clutch
- » spec. race titanium valves
- » Custom cylinder
- » Race proven

For further technical information, please contact Mr. Robert Schwaiger: robert.schwaiger@ktm.at

CRATE ENGINE ORDER INFORMATION

ORDER INFORMATION „LIMITED EDITION CRATE ENGINES 2004“ 450 cc / 610 cc

PLEASE ORDER AT THE KTM SPARE PARTS DEPARTMENT.

» Art. 089424 engine: **610 CRATE**

Price: **see service.net**

Production:

50 unit(s)
(can be extended)

Art. 089222 engine: **450 CRATE**

Price: **see service.net**

Production:

50 unit(s)
(can be extended)

ENGINE WARRANTY: 30 DAYS AFTER PURCHASE

DISTRIBUTOR:

IF ANY ADDITIONAL INFORMATION ABOUT IGNITION OR PARTS IS NECESSARY PLEASE CONTACT CUSTOMER RACING FOR TECHNICAL ASSISTANCE. PLEASE INFORM CUSTOMER RACING ABOUT USE OF ENGINES FOR INFORMATION.

USE:

DATE:

COMPANY STAMP / SIGNATURE: